




- . There are > 76 dams in North West with a capacity > 20 000 m³ (domestic, industrial, irrigation, stock watering.)
- . Total capacity:
 - . **922,146,000 liters**
 - . **922,146,000 m³**


The 9 largest dams are:

Dam	Completed	Raised	Nearest town	River	Capacity (mil. m ³)
Molatedi	1986		Madikwe	Marico	203
Hartbeespoort	1923	1969	Brits	Crocodile	195
Roodekopjes	1986		Brits	Crocodile	103
Taung	1993		Hartswater	Harts	59
Vaalkop	1972	2008	Rustenburg	Elands	54
Klipvoor	1970		Klipvoor	Moretele	47
Marico Bosveld	1933		Groot Marico	Groot Marico	28
Boskop	1959		Potchefstroom	Mooi	21
Setumo	1997		Mmbatho	Molopo	20



Hartbeespoort Dam – one of the oldest dams in South Africa (1950) (Photo: DWS)

Most of the dams in North West were constructed between 1957 and 1997 (20 to 60 years ago). **Since 1997 (20 years ago) only 4 small dams** for irrigation and recreation purposes were constructed. The Vaalkop Dam (fifth largest dam in North West, constructed in 1972) was raised in 2008.



Vaalkop Dam – refurbished in 2008 (Photo: DWS)

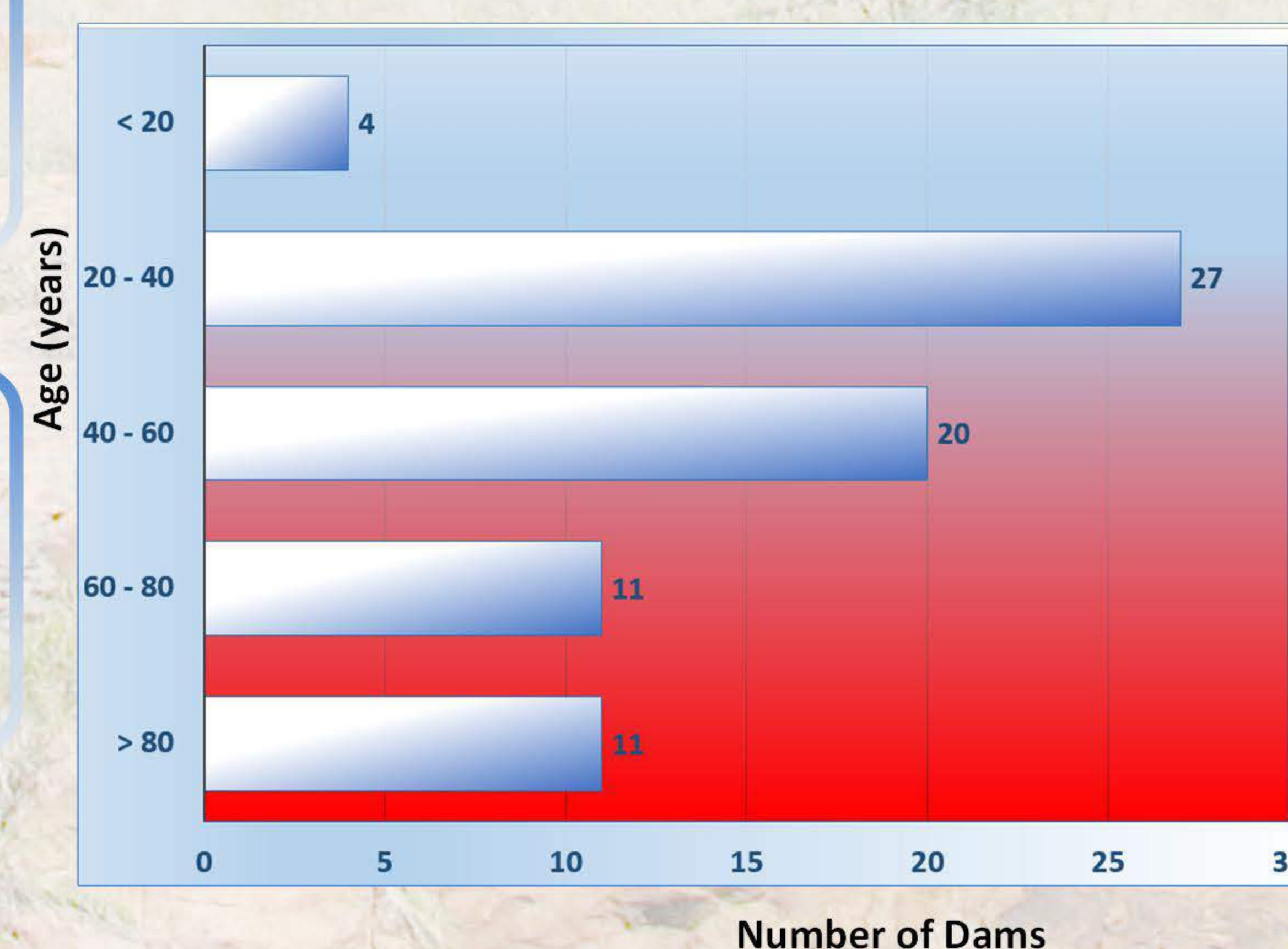
The total surface area of all the dams in North West is approximately **14,278 ha (143 km² or 12 x 12 km)**.

- . The Department of Water and Sanitation is owner of **25 dams** with a total capacity of **789 million m³** (86 % of the total dam capacity in North West).

The capacity of these 9 dams is **728 million m³** (79 % of the total capacity of the dams in North West) and **50%** of the capacity can provide a sufficient supply of domestic water (150 l/p/d) to > **6 million** people for 1 year.

Three (3) dams have a total capacity of > **0.5 million m³** which is **54 %** of the total capacity of all the dams in North West. The total capacity of the North West dams is < **1 %** of the total capacity of all the dams in South Africa

Age of Dams in North West



Distribution: Capacity – Number of Dams

