


It was the first in the world single center arch-gravity dam made of roller-compacted concrete fully relying on three-dimensional arch action for stability. The 70-m high dam has a vertical upstream face and a stepped downstream face. Approximately 200,000 m³ roller-compacted concrete was used.

- 50% of the capacity can supply 230 000 domestic users with water for 1 year (150 liter/person/day).
- The surface area is equivalent to 146 rugby fields.


1988




Upstream vertical face.



1989



1990



1993

References, literature and photos:
References: https://en.wikipedia.org/wiki/Wolwedans_Dam
Photos: DWA



August 2006



| WOLWEDANS DAM (34.014364 S; 22.228631 E) | | |
|--|--|---------------------------------------|
| Completed: 1992 | River: Groot-Brak River. | Capacity: 25.5 million m ³ |
| Type of dam: Arch-gravity dam (roller crete). | | |
| Length of wall (top): 268 m | Length of dam (longest distance from wall to inflow): 4.5 km | |
| Nearest town: Groot-Brakrivier | Surface area: 117 ha | |
| Water use: Domestic and industrial. | | |
| Capacity compared to The Kammanassie Dam, 40 km away: 71 % | | |